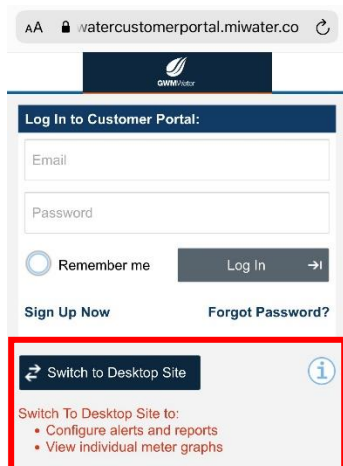




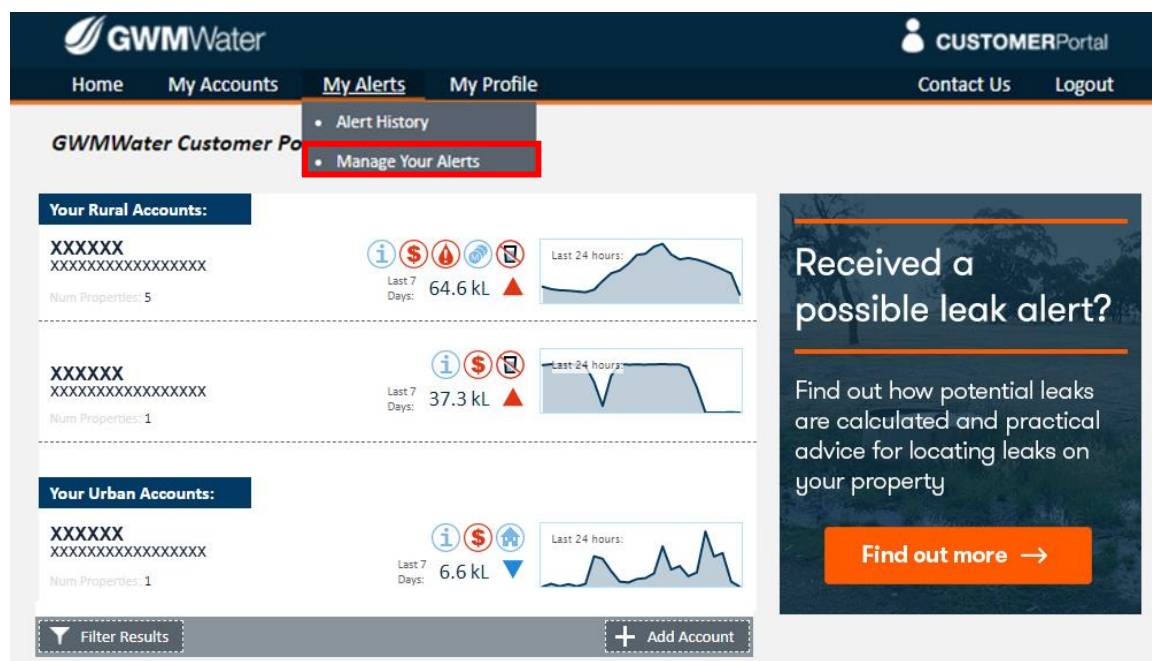
Set up and manage your water allowance alert

Water allowance alerts can be configured to be sent via email or SMS to alert you when you have reached a percentage of your water allowance.

Please note that setting up and managing alerts is only available on the desktop site using a personal computer or Mac. If you are using a mobile device, you can switch to the desktop site before logging in to set up and manage your alerts.



1. In the 'My Alerts' menu, select 'Manage Your Alerts'.



2. Scroll down to Water Allowance Alert and click 'Alter Preferences'.

GWM Water CUSTOMERPortal

Home My Accounts My Alerts My Profile Contact Us Logout

Alerts and Reports:

Account Information:

My Account Nickname

Num Properties: 1

Active Alerts:

There are no alerts to display.

Back

Inactive Alerts:

R1	Monthly Consumption Email Report Monthly Consumption Email Report	
R2	Weekly Consumption Email Report Weekly Consumption Email Report	
R3	User Period SMS Report User Period SMS Report	
A1	Leak Detection Leak Alert	
A2	High Water Consumption - Day High Usage Alert	
A3	High Water Consumption - Week High Usage Alert	
A5	Water Allowance Water Allowance Alert	
A6	Low Water Consumption - Day Low Water Consumption - Day	

Back

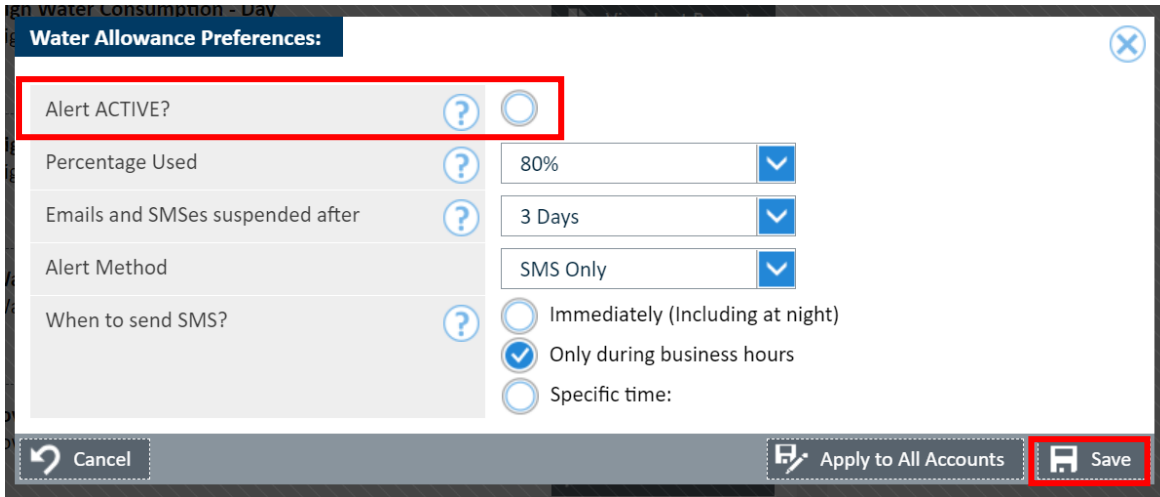
Instructions:

This form can be used to view or manage your alerts and reports.

To view the most recent report for an alert, click the "View Last Report" button.

To alter your alert preferences, click the "Alter Preferences" button.

3. Check the 'Alert ACTIVE' box and select your alert preferences, then click save.



The image shows a 'Water Allowance Preferences' dialog box with the following settings:

Field	Value
Alert ACTIVE?	<input type="checkbox"/>
Percentage Used	80%
Emails and SMSes suspended after	3 Days
Alert Method	SMS Only
When to send SMS?	<input checked="" type="radio"/> Only during business hours

Buttons at the bottom: Cancel, Apply to All Accounts, Save.

This report can be configured to send a water allowance alert via email or SMS when a percentage of your water allowance has been used.

- Select a 'Percentage Used' to trigger a notification.
- Notifications can be configured to be suspended after a number of days.
- The Alert Method lets you choose between SMS and Email alerts.
- You can also choose what time of day you prefer to receive alerts - Immediately (Including at night), Only during business hours or Specific Time.
- Checking the last option will reveal a drop down menu that will allow the user to specify the hour of the day that they wish to receive the report.